



**安徽杰伟挤出机械制造有限公司**  
ANHUI DWELL EXTRUSION MACHINERY CO.,LTD.

安徽省滁州市琅琊区杭州北路555号  
Add: No.555 Hangzhou North Road, Langya District, Chuzhou, Anhui.

**广东杰伟片板膜挤出机械制造有限公司**  
GUANGDONG DWELL EXTRUSION MACHINERY CO.,LTD.

广东省东莞市横沥镇糖厂路23号  
Add: No.23, Tangchang Road, Hengli Town, Dongguan City, Guangdong Province, China.  
Tel: 0769-8220 8009 Fax: 0769-8220 8009

**东莞市杰伟机械制造有限公司**  
DONGGUAN JWELL MACHINERY CO., LTD.

广东省东莞市东坑镇长安塘井头58号  
Add: No.58, Jingtou, Changantang, Dongkeng Town, Dongguan City, Guangdong Province, China.  
Tel: 0769-8388 9858 15818329696  
Fax: 0769-8338 9858  
E-mail: saltah@dwellextrusion.com  
sales@dwellextrusion.com



[www.dwell-extrusion.com](http://www.dwell-extrusion.com)  
[www.dwell-extrusion.cn](http://www.dwell-extrusion.cn)

## PC/PMMA OPTIC SHEET EXTRUSION LINE


### PC/PMMA光学片材生产线

#### PC, PMMA光学片材

PC光学片材产品主要应用于汽车工业；电子、电器工业的薄膜开关；电脑、手机、商务通的液晶显示屏；太阳镜、太阳帽、镀膜、防护面罩；特种印刷；医药包装等领域。

#### PC, PMMA optic sheet

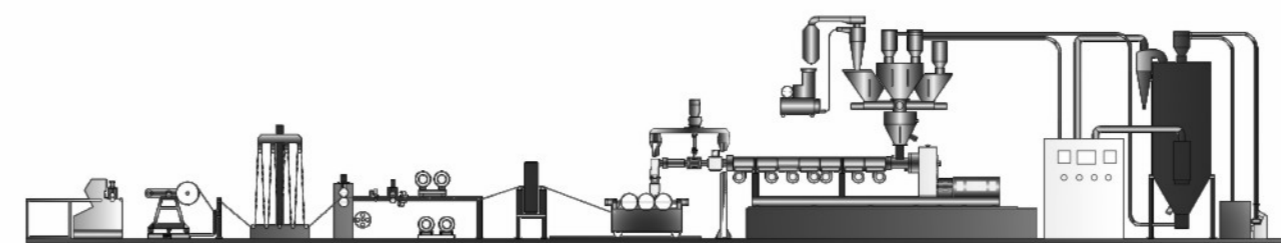
PC optic sheet is mainly used in automotive industry, film switch of electronics, LCD for computer, mobile, sunglass, helmet, special printing, medicine packing and so on areas.



#### Parameters 技术参数

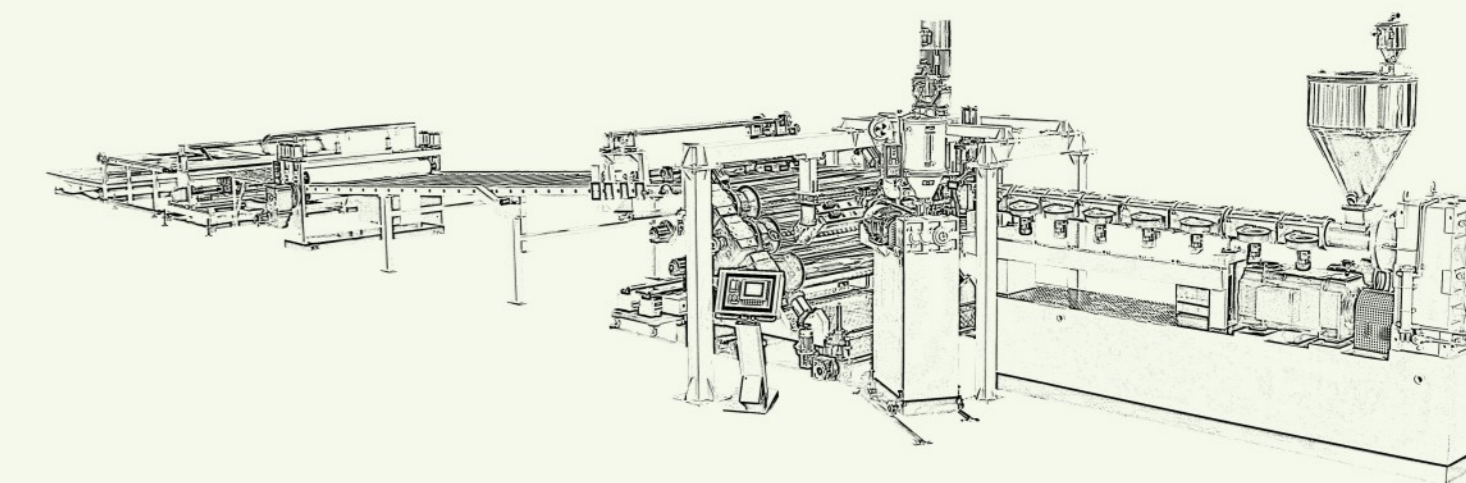
型号 Model	DW100-1300	DW120-1500
制品宽度 Products width	1000mm	1200mm
制品厚度 Products thickness	0.3-3mm	0.175-2mm
挤出机规格 Extruder model	JW100/38	JW120/38
最大挤出产量 Capacity (Max.)	300kg/h	500kg/h

备注: 以上规格参数如有变更, 恕不另行通知。Note: The specifications are subject to change without prior notice.



## PC/PMMA/GPPS/PP SHEET & PLATE EXTRUSION LINE

### PC/PMMA/GPPS/PP塑料片板材挤出生产线



[www.dwell-extrusion.com](http://www.dwell-extrusion.com)  
[www.dwell-extrusion.cn](http://www.dwell-extrusion.cn)

# PC/PMMA/GPPS PLASTIC SHEET & PLATE EXTRUSION LINE

## PC/PMMA/GPPS塑料片板材机组

### PC耐力板适用范围

园林、游艺场所奇异装饰及休息场所的廊亭；商业建筑的内外装饰品，现代城市楼房的幕墙；航空透明集装箱、摩托车前风挡、飞机、火车、轮船、汽车、汽船、潜艇及玻璃军警盾牌；电话亭、广告路牌、灯箱广告展示展览的布置；高速公路及城市高架路隔音屏障。

### PMMA板材(亚克力板/GPPS板)


产品分类：普通PMMA板材主要用于广告、装饰、装潢、工艺品、标本标牌等；电镀板用于真空电镀塑料镜片；照明类导光板用于超薄灯箱、LED平板显示灯和海报架等广告装饰方面；液晶类导光板用于电脑、电视等液晶显示组件。杰伟提供的板材挤出生产线可用于加工PMMA或PC扩散板。

### Applicable scope of PC endurance board

Garden, the recreation place, decoration and the corridor pavilion; Internal and external ornaments in the commercial building, curtain wall of the modern urban building; transparent container of aviation, the windscreen before the motorcycle, the plane, the train, the steamer, the submarine, army and police's shield, the telephone booth, advertising signpost, the advertisement of the lamp houses, the expressway and overhead way of the city partition protective screen.

### PMMA board (Acrylic board/GPPS board)

Application of product: common PMMA plate is mainly used in the field of advertisement, decoration, art ware, escutcheon and specimen etc; the electroplated plate is used for plastic mirror; Light panel is used for ultra light box, flat panel display lamp of LED, poster stand and advertising decoration etc. LCD panel can be used for the display of computer and television. DWELL'S plate extrusion line is suitable for producing the PMMA or PC diffusion plate.



### Parameters

#### 技术参数

型号 Model	DW-130/38-2400	DW-120/38-1500	DW-120/38-1800
适用原料 Suitable material	PC, PMMA, GPPS	PC, PMMA, GPPS	PC, PMMA, GPPS
制品宽度 Products width	2100mm	1220mm	1560mm
制品厚度 Thickness of the product	1.5-10mm	1.5-10mm	1.5-10mm
挤出机规格 Extruder specification	φ 130/38 φ 45/30	φ 120/38	φ 120/38
最大挤出产量 Capacity (Max.)	600kg/h	500kg/h	500kg/h

备注：以上规格参数如有变更，恕不另行通知。Note: The specifications are subject to change without prior notice.



# ABS/HIPS SINGLE/MULTI-LAYER PLATE EXTRUSION LINE

## ABS/HIPS单层/多层板材生产线

### ABS, HIPS, GPPS冰箱板

主要用于冰箱冰柜门胆、内胆、抽屉、接水盘、饮水机。

### ABS, PMMA复合洁具板

用于卫浴产品如：浴缸、淋浴房、蒸汽房、洗脸槽。

### ABS, PC复合箱包板

主要用于各种拉杆箱、行李箱、休闲包等箱包。

### ABS, ABS + PC合金料汽车板

主要用途：汽车车顶、仪表板；座椅靠板、车门板、窗框；摩托车、沙滩车、代步车、高尔夫球车等外壳。

### Refrigerator board

It has wide application in production of refrigerator door and inner gallbladder, drawers, water dispensers, etc.

### Sanitaryware plate

It is widely applied in the field of bath products, such as the bathtub, the shower cabinet, the vapor room, washing bowl, etc.

### Baggage plate

It is mainly applied in field of draw-bar boxes, luggage cases, recreation bags, etc.

### ABS, ABS + PC alloy material automotive sheet

It is mainly used in to produce tops of cars and buses, instrument boards, backrest, car doors, window frames, shells of the motorcycles, golf vehicles, etc.



### Parameters

#### 技术参数

型号 Model	DW-120/70/60-2200	DW-120/60/45-1800	DW-160/60-2200	DW-120-60
适用原料 Suitable material	ABS, PMMA	ABS, HIPS	ABS, HIPS	ABS, HIPS
挤出机规格 Extruder specification	φ 120/38, 70/35, 60/35	φ 120/38, 60/35, 45/35	φ 160/38, 60/35	φ 120/38, 60/35
共挤分层形式 Co-extrusion layer	A/B/C/B/A	A/B/C/	A/B, A/B/A	A/B, A/B/A
制品宽度 Products width	2100mm	1700mm	2100mm	1700mm
制品厚度 Thickness of the product	2-8mm	1-6mm	1-6mm	1-6mm
最大挤出产量 Capacity (Max.)	600kg/h	550kg/h	1200kg/h	550kg/h